


## Supplemental Installation Instructions



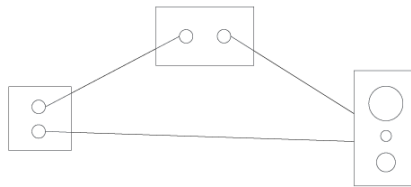
When installing your Greet, please make sure that you only connect your doorbell terminals to wiring from a mechanical doorbell with a voltage of 12VAC – 24 VAC.

A mechanical chime connection consists of the following: a chime, a transformer, and a doorbell. The components and connections are shown in the image on the left.

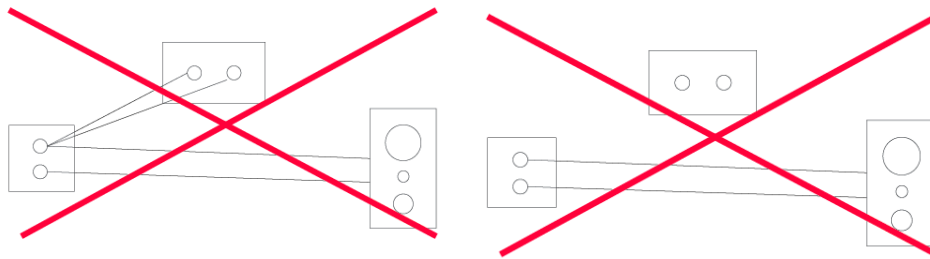
When installing your doorbell, you'll only need to remove your preexisting doorbell and use the two wires to connect to the terminals in the backplate of the Greet.

Please see the diagrams below for correct and incorrect installation examples:

DO:



DON'T:



**WARNING!** Connecting the doorbell directly to the transformer will cause permanent damage to the doorbell.